

# Characteristics of Living Things

2

Different animals usually have different physical characteristics. For example, I don't have stripes on my body like you do, but I can put on striped clothing to look like you!



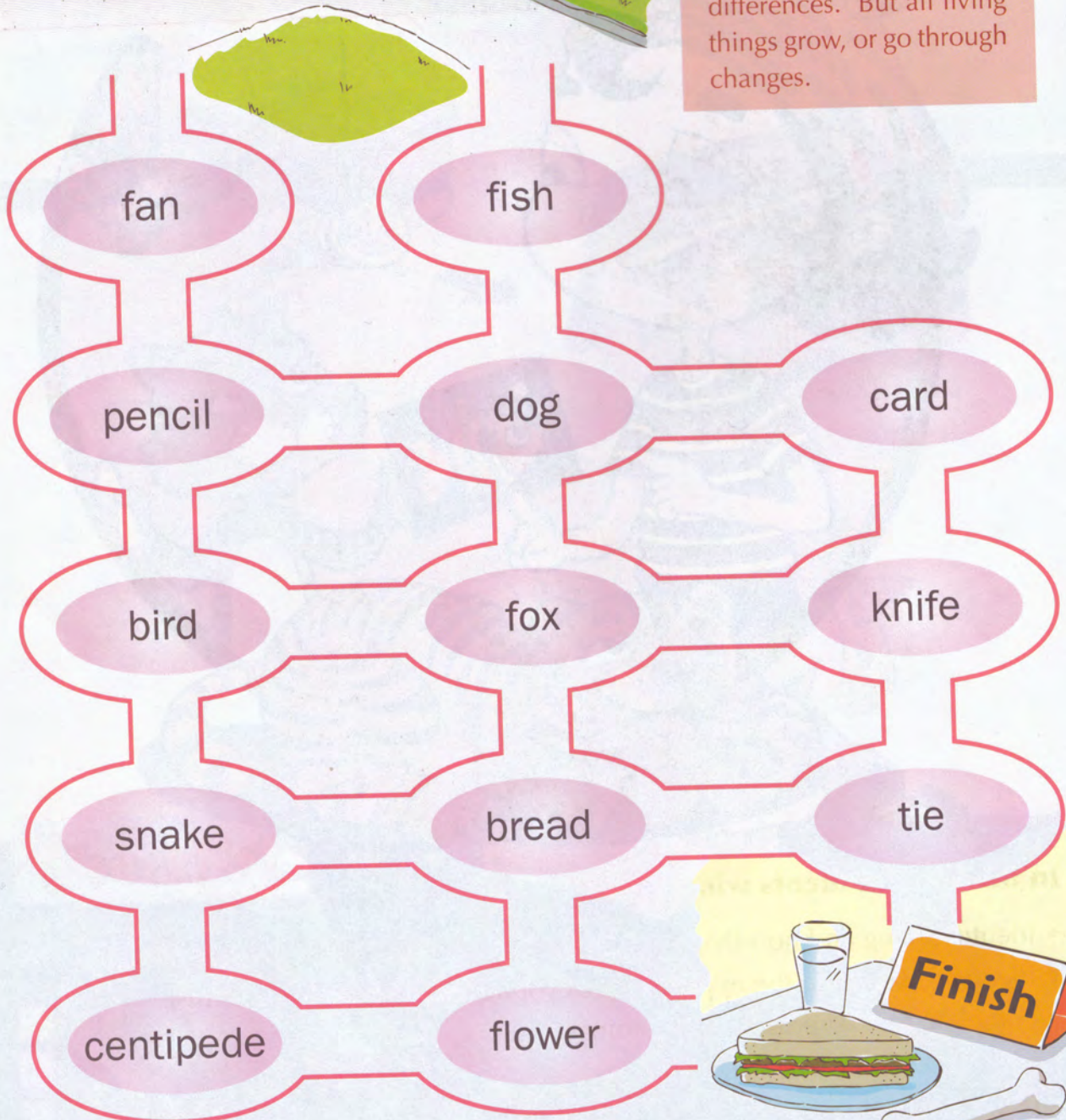
## In this unit, students will:

- identify living and non-living things and the characteristics of living things.
- identify changes in the appearance of young and mature living things.
- complete the patterns on living things.
- identify some needs of living things.
- use appropriate words to describe the movements of some animals and the parts of their bodies used for their movements.

A. Draw a line through the living things to get from start to finish.




Living things have many differences. But all living things grow, or go through changes.



**B. Animals and plants are different from each other. Is each of these riddles about a plant or an animal? Write "a plant" or "an animal" on the line. Then draw a picture to go with the riddle.**

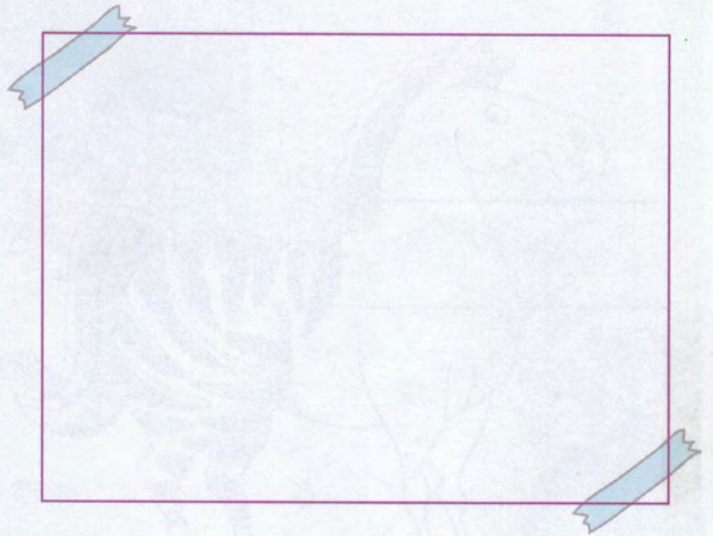
1. I must find my food.  
I walk, swim, or hop.  
I grow only till grown-up  
And then I stop.  
What am I?

\_\_\_\_\_




2. I make my own food  
With help from the sun.  
I spend my life growing  
And yet I can't run.  
What am I?

\_\_\_\_\_



**C. What will these young living things look like when they are mature? Colour the correct pictures.**



1



2



D. Complete the patterns on the living things. Unscramble the letters to find the three things all living things need. Write the words on the lines.



**Science  
Corner**

The oxygen in the air we breathe comes mainly from plants.

All living things need \_\_\_\_\_ ,  
 \_\_\_\_\_ , and \_\_\_\_\_ .  
 ofod                      ira                      rawte


E. Put a cross X on the animal that moves in a different way. Then tell how each pair of animals move and name the parts of the body used for the movement.

1.



fly  
wings

2.



\_\_\_\_\_

\_\_\_\_\_

3.



\_\_\_\_\_

\_\_\_\_\_




# Animal Homes Memory Game

Find the special names for different animal homes. Ask your parents or friends to help you. Record them in a chart.

e.g.

Animal	Home
spider	web
bee	hive

Write each animal's name on one card and its home on another. Then shuffle the cards and put them face down to start the memory game. With a friend, take turns to flip over two cards each time. Keep the cards if the animal and the home match. The player who keeps more cards wins.



## Checklist

### Are you able to...

- identify living and non-living things?
- identify the characteristics of living things?
- identify changes in the appearance of young and mature living things?
- complete the patterns on living things?
- identify some needs of living things?
- use appropriate words to describe the movements of some animals and the parts of their bodies used for their movements?